

INSTRUCTION MANUAL

PBK-10T Hydraulic Panel Beating Kit 10T

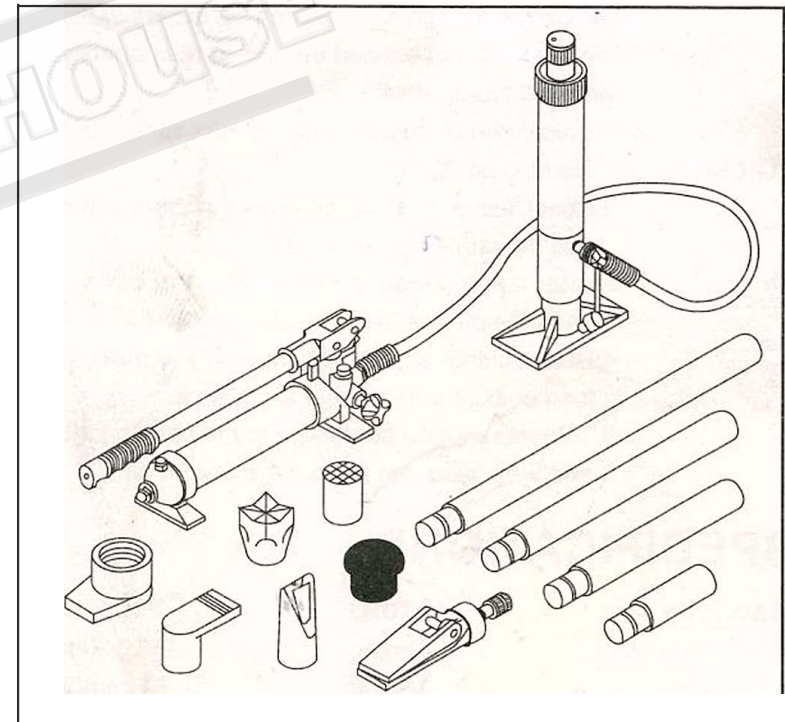


A367

A367 19/4/02

BODY/FRAME REPAIR EQUIPMENT 4(10)TON POWER-KIT

JIAZHAN SUPERPOWER



MADE IN CHINA

OPERATION INSTRUCTION

When you want use this jack, turn the control knob of the valve clockwise, pull and push the handle, for easy to use you can put it in any position from horizontal to vertical, but the tube must face downwards, if necessary, the components can be combined with the body. When you want release the jack, turn the control knob of the valve counterclockwise.

MAINTENANCE

FOR LOAD: 1. Maximum load can not exceed the rated capacity.

2. The load on the spreader ram can not exceed 1/2-ton.

3. The load can not exceed the half of the capacity when all tubes used.

4. The extension of the piston can not exceed the stroke.

FOR SAFETY: 1. Working oil: No. 10.

2. Check the level of oil, if it is not sufficient, please add the same hydraulic oil.

3. After using, close the valve with the cover, to keep the oil free from the dust and dirt.

4. Before lifting, adjust the jack slowly to make the load coaxial with respect to the jack.

5. Tube can not be bent, near to the cutting tools and fires, also can not put the weight on it.

SPECIFICATIONS

Capacity	4 ton	1 0 ton
Max lifting height	120mm	155/130mm
Cylinder min height	278mm	390mm/364
Working pressure	56Mpa	62Mpa
Oil be filled	350g	500g
Net weight	22kg	36kg

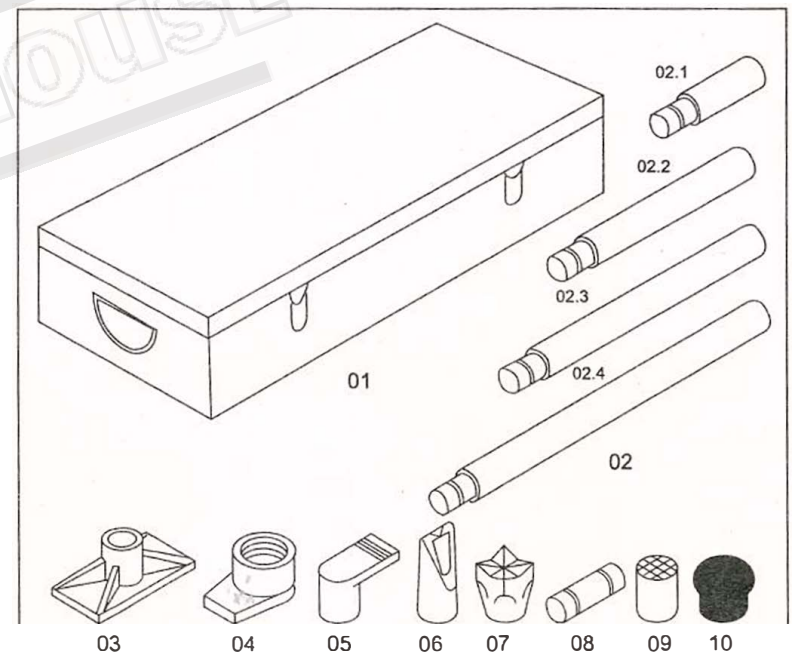
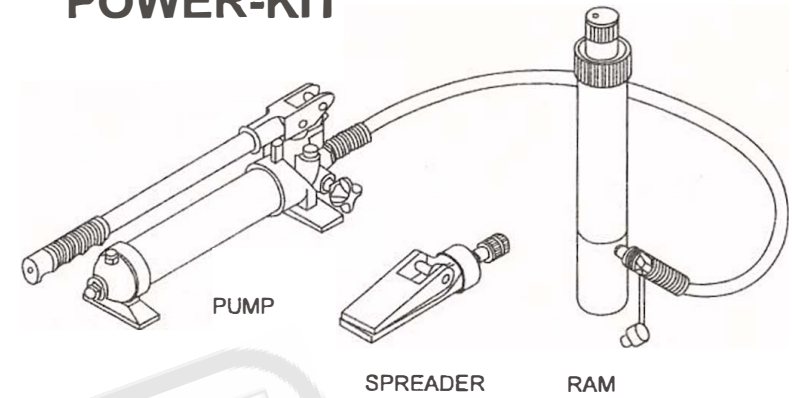
PARTS LIST

PART No.	Description	Q'TY	PART No.	Description	Q'TY
01	Metal Box	1	21	O-Ring	4
02	Tube	5(4)	22	Pump Foot	1
03	Base	1	23	Ball	2
04	Spreader Ram Toe	1	24	O-Ring	1
05	Plate Head	1	25	Release Valve	1
06	Wedge Head	1	26	Hydraulic Hose	1
07	Square Head	1	27	Coupler	1
08	Movable Connection	1	28	Dust Proof Cover	1
09	Circular Head	1	29	Ball	1
10	Rubber Head	1	30	Ball Cup	1
11	Valve Block	1	31	Spring	1
12	Oil Filter	1	32	Screw	1
13	O-Ring	2	33	Screw	2
14	Reservoir	1	34	Screw Protector	1
15	Tie Rod	1	35	Screw	1
16	O-Ring	1	36	Nylon Ring	1
17	Nut	1	37	Sealing Ring	1
18	Ring	1	38	Screw	1
19	Breathe Valve	1	39	Piston	1
20	Screw	1	40	Pin	1

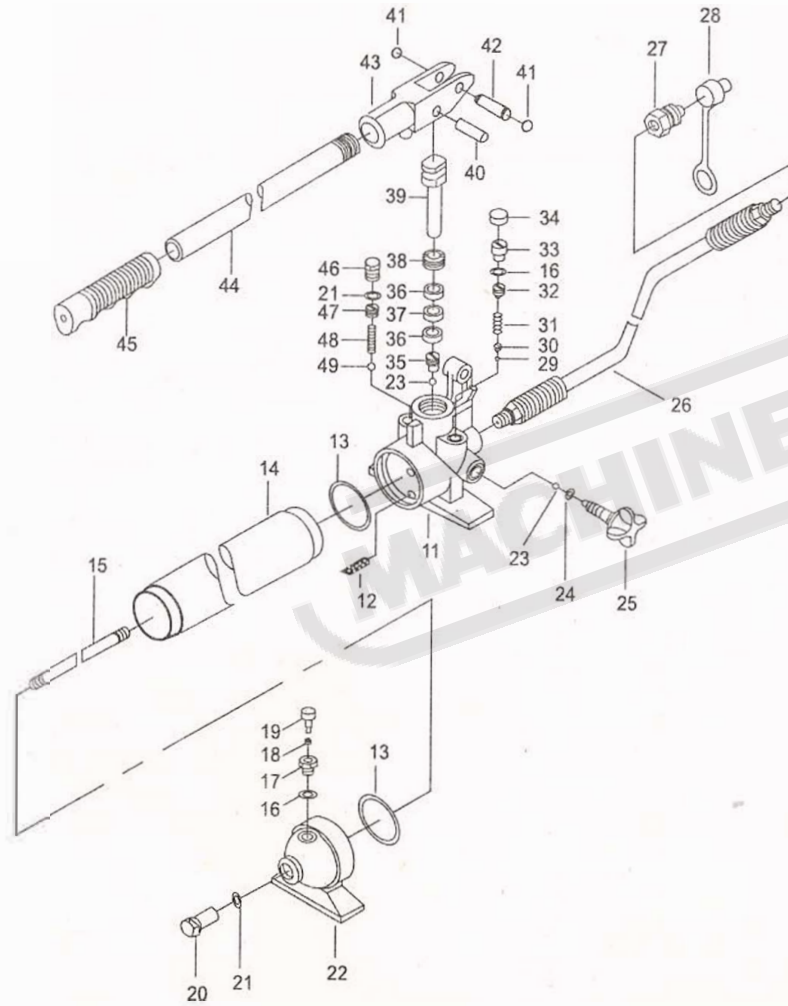
PARTS LIST

PART No.	Description	Q'TY	PART No.	Description	Q'TY
41	Retaining Ring	2	61	Spring	1
42	Pin	1	62	Nut	1
43	Handle Socket	1	63	Retaining Ring	1
44	Handle	1	64	Sealing Ring	1
45	Handle Sleeve	1	65	Bushing	1
46	Screw	1	66	Retaining Ring	1
47	Screw	1	67	Piston Rod	1
48	Spring	1	68	Retaining Ring	1
49	Ball	1	69	Cover	1
50	Dust Proof Cover	2	70	Screw Cover	1
51	Cylinder Screw	2	71	O-Ring	1
52	Connection Nut	2	72	Piston Ring	1
53	Screw	1	73	Small Piston	1
54	Cylinder Base	1	74	Retaining Ring	2
55	O-Ring	1	75	Fixed Jaw	1
56	Sealing Ring	1	76	Movable Jaw	1
57	Cylinder	1	77	Pin	1
58	Ring For Ram	1	78	Spring	1
59	Screw Cover	1			
60	Piston Rod	1			

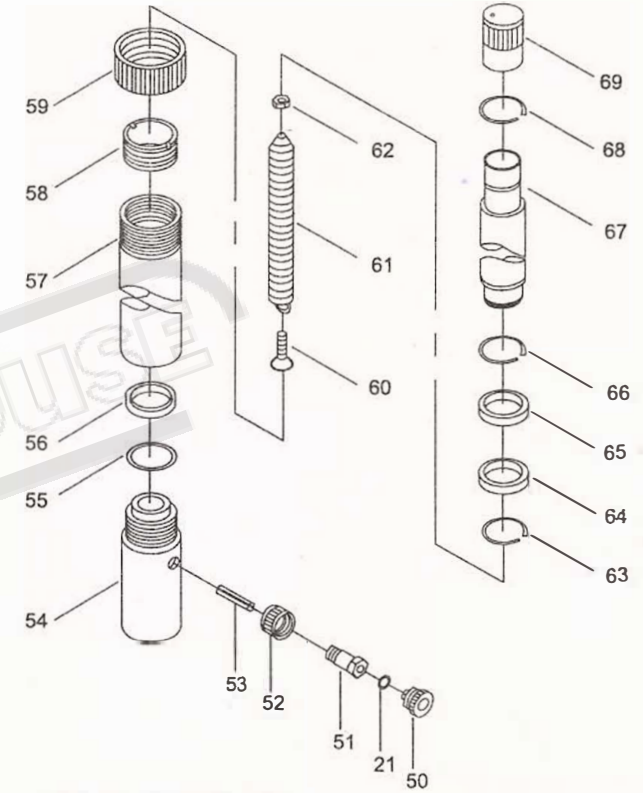
POWER-KIT



PUMP



RAM



SPREADER

